

Arbeitsblatt für Tag 8: Practice Test Kapitel 1

fällig am Tag 8 des Kurses

*This practice test is the **same format as the test you will take in class**; you can **use it as a study guide**, and the **answers are provided for you on our class webpage**. Make sure to learn your vocabulary and be able to conjugate the verbs 'sein' and 'haben' as well as the other information provided here for your practice!*

A. Listening: Spelling. *On the test, your instructor will spell three words in German for you to write down.*

1. <http://www.nthuleen.com/mc/101/hw/ab8-spelling-1.mp3> = siebzehn
2. <http://www.nthuleen.com/mc/101/hw/ab8-spelling-2.mp3> = Bleistift
3. <http://www.nthuleen.com/mc/101/hw/ab8-spelling-3.mp3> = Mädchen

B. Listening: How Many? *There will be a second listening comprehension section dealing with numbers; there's no example to practice at home but be sure you understand spoken numbers in German. You may wish to visit <http://www.languageguide.org/german/numbers/> to practice understanding numbers!*

C. Greetings and Farewells. *Find the appropriate German greeting to match each situation.*

- | | | |
|----------|---|-------------------------------------|
| <u>J</u> | 1. You ask your professor how they are doing. | A. Wie geht's? |
| <u>A</u> | 2. You ask a close friend how it's going. | B. Mahlzeit! |
| <u>C</u> | 3. You answer that you're not doing too well. | C. Mir geht es nicht so gut. |
| <u>K</u> | 4. Around 7pm, you greet the cashier at the cafeteria. | D. Guten Tag! |
| <u>E</u> | 5. You greet a co-worker in the morning. | E. Guten Morgen! |
| <u>D</u> | 6. Around 2:00 pm, you greet the clerk in a small shop. | F. Gute Nacht! |
| <u>F</u> | 7. You head upstairs to go to bed at night. | G. Auf Wiedersehen! |
| <u>I</u> | 8. You run into a friend of yours in Southern Germany or Austria. | H. Schönen Tag noch! |
| <u>G</u> | 9. You say goodbye as you leave a job interview. | I. Grüß dich! |
| <u>L</u> | 10. You want to tell your friend that you'll see them tomorrow. | J. Wie geht es Ihnen? |
| <u>H</u> | 11. You say goodbye and tell your co-workers to have a nice day. | K. Guten Abend! |
| <u>B</u> | 12. As you sit down for lunch in the cafeteria, you might say this. | L. Bis morgen! |

D. Casual or Formal? *Which form of address would you use when speaking to the following people? Write **du**, **Sie** or **ihr** in each blank.*



1. your brother: du
2. two classmates: ihr
3. two elderly men sitting beside you on a park bench: Sie
4. the six-year old sitting beside you on a park bench: du
5. a policemen on the street: Sie
6. your cat: du
7. a whole class of first-grade children: ihr
8. two of your professors: Sie

E. Vocabulary: Basic Nouns and Objects. In each blank below, provide the German singular noun plus the definite article (der, die or das). You should practice all the nouns at our Quizlet site <https://quizlet.com/211907311/lektion-1a-singular-forms-of-basic-nouns-flash-cards/> and <https://quizlet.com/211906816/lektion-1b-classroom-vocabulary-nouns-flash-cards/>.




EX. das Buch

7. der Apfel





1. der Tisch

8. das Handy




2. das Blatt / das Papier

9. das Fenster



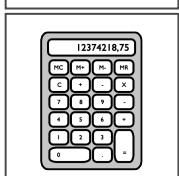

3. die Katze

10. der Rucksack



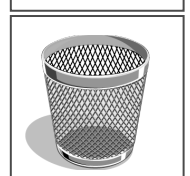
4. die Blume

11. der Bleistift




5. der Taschenrechner

12. der Papierkorb



6. der Kalender

13. der Stuhl



F. Plural Forms. For each singular word below, provide the plural form in German. You should practice the plural forms in your book or at Quizlet <https://quizlet.com/211907199/lektion-1a-plural-forms-of-basic-nouns-flash-cards/> and <https://quizlet.com/211906667/lektion-1b-plural-forms-of-classroom-nouns-flash-cards/>.

EX. die Frau — die Frauen

7. der Mann — die Männer

1. der Professor — die Professoren

8. das Buch — die Bücher

2. die Professorin — die Professorinnen

9. der Tisch — die Tische

3. der Garten — die Gärten

10. das Haus — die Häuser

4. das Bild — die Bilder

11. der Stuhl — die Stühle

5. das Blatt — die Blätter

12. die Karte — die Karten

6. der Lehrer — die Lehrer

13. das Handy — die Handys

G. The Verb "to be" ("sein"). Each sentence below is translated but leaves out the verb 'to be'. Fill in the blanks with the correct form of the verb to match the subject!

- EX. **He** is my friend. → **Er** ist mein Freund.
1. **I** am the teacher. → **Ich** bin der Lehrer.
2. **You (casual)** are a good student. → **Du** bist ein guter Schüler.
3. My **professor** is intelligent. → Mein **Professor** ist intelligent.
4. **Birgit** is a student. → **Birgit** ist Studentin.
5. **We** are here. → **Wir** sind hier.
6. **You (plural)** are very nice. → **Ihr** seid sehr nett.
7. Mr. Lehmann, are **you (formal)** there? → Herr Lehmann, sind Sie da?
8. The **backpacks** are big. → Die **Rucksäcke** sind groß.

H. Numbers. Write out the spelled German form of the numerals given, and vice-versa, provide the numeral for each spelled-out number.

- 11: elf
- 62: zweiundsechzig
- 19: neunzehn
- 31: einunddreißig
- 47 : siebenundvierzig
- 582 : fünfhundertzweiundachtzig
- 3476 : dreitausendvierhundertsechundsiebzig

I. Haben and the Accusative Case. Write out each sentence from the clues given. You must provide the correct form of the verb *haben* as well as the correct article (**ein / einen / eine** or **der / den / die / das**) in the accusative case for direct objects.

- EX. Sophia / haben / ein Kuli (m)
→ Sophia hat einen Kuli.
1. ich / haben / der Ring (m)
→ Ich habe den Ring.
2. du / haben / ein Computer (m)
→ Du hast einen Computer.
3. die Lehrerin / haben / die Fotos (pl)
→ Die Lehrerin hat die Fotos.
4. Rolf / haben / ein Buch (n)
→ Rolf hat ein Buch.
5. wir / haben / eine Frage (f)
→ Wir haben eine Frage.
6. ihr / haben / das Papier (n)
→ Ihr habt das Papier.

7. Nina und Klaus / haben / eine Tochter (*f*)

→ Nina und Klaus haben eine Tochter.

8. das Zimmer / haben / ein Tisch (*m*)

→ Das Zimmer hat einen Tisch.

J. Culture: The German School System. Choose the correct term from the list in order to complete each sentence with facts about the German school system.

Abitur • Gesamtschule • Grundschule • Gymnasium • Hauptschule • Kindergarten • Realschule

1. Kindergarten is usually private in Germany, not part of the public school system.
2. Elementary school starts in 1st grade and is called Grundschule in Germany.
3. Some low-performing students enter the Hauptschule, which ends at age 15.
4. The mid-range ability school is called Realschule and prepares students for skilled jobs.
5. The highest-tier school, grades 5-12, for college preparation is called the Gymnasium.
6. A Gesamtschule is like American high schools, with students of all levels together.
7. At the end of 12th grade students take the Abitur exam to enter university.

K. Reading Comprehension. Laura calls Tom on the phone. Read the transcript of their conversation, then determine if the statements below are TRUE or FALSE.

LAURA: Hallo, Tom, wie geht es dir?

TOM: Hallo, Laura! Es geht mir prima! Heidelberg ist super. Ich habe ein Zimmer hier im Studentenheim. Und wie geht's dir?

LAURA: Es geht mir nicht so gut.

TOM: Warum? Was ist los?

LAURA: Ach, mein Zimmer hier in Berlin ist schlecht. Und Berlin ist sehr, sehr groß.

TOM: Hmm, das tut mir leid. Du, ich bin in der Bibliothek. Ich schreibe dir später eine E-Mail!

LAURA: Hast du meine E-Mail-Adresse?

TOM: Ja, ich habe die Adresse.

LAURA: Gut! Tschüss, Tom.

TOM: Tschüss, Laura. Bis dann.

True or False?

- T 1. Tom is doing very well.
- T 2. Tom has a room in Heidelberg.
- F 3. Laura is doing great.
- T 4. Laura has a room in Berlin.
- F 5. Laura says her room is good.
- T 6. Tom is in the library now.
- F 7. Laura is also in the library.
- T 8. Tom has Laura's email address.