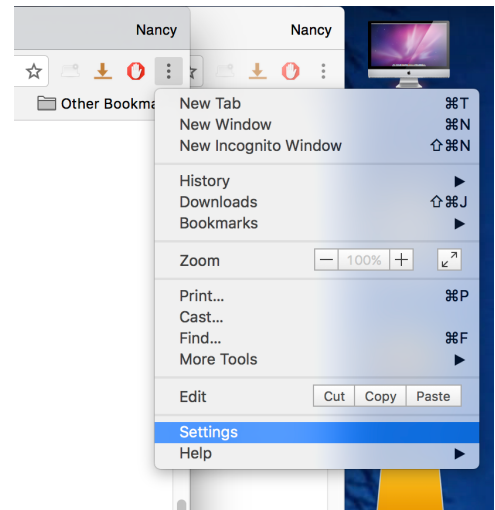
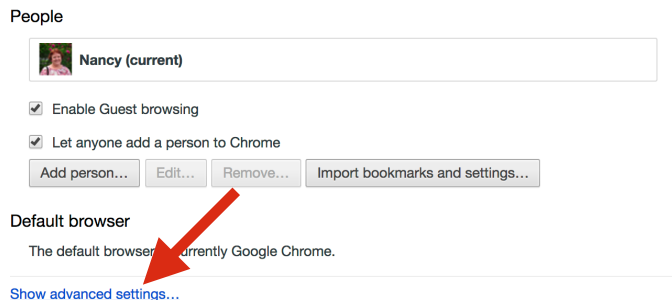


If you are seeing “grayed-out” RECORD buttons and cannot RECORD MY VOICE on Connect exercises, please try this. I believe it will work — please let me know if you are still unable to record your voice after following these steps.

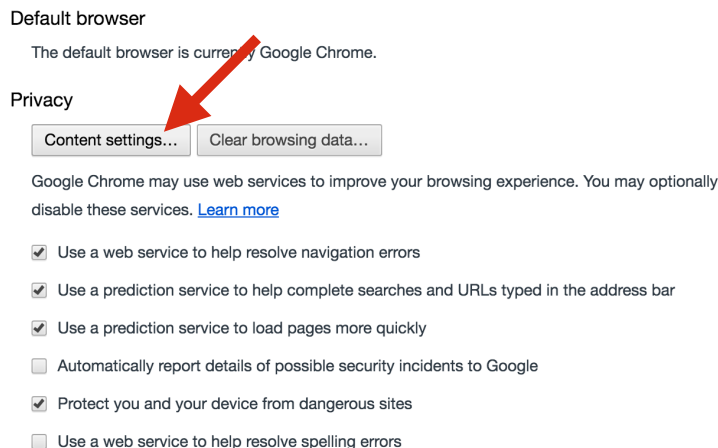
If you use the CHROME browser, read the next part. If you use SAFARI, skip to the next page where I’ll explain the settings for Safari.

1) In CHROME, choose “SETTINGS” from the menu of three dots on the top right of your page:

2) In the SETTINGS page, scroll down to the bottom and then choose “ADVANCED SETTINGS”:

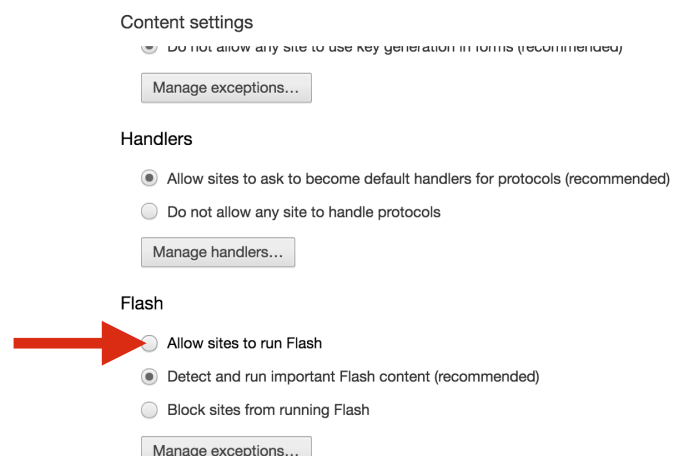


3) Click on the box for “CONTENT SETTINGS” to see some options:



4) Scroll to just below “Handlers”. You will probably see “FLASH” – or it might be called “PLUGINS” in some versions of Chrome. In either case, you should choose to “ALLOW SITES TO RUN” the content. This is what will allow the record feature to actually work!

Please note: this will allow Flash to run on all webpages. It’s the easiest way to make this work. But if you are overly concerned about security settings, you can choose “MANAGE EXCEPTIONS” and set up an exception that only allows Flash to run on our Connect exercises. You will need to enter “http://ezto.mheducation.com:80” and choose to ALLOW Flash there. It’s easier to simply choose “ALLOW SITES TO RUN FLASH” and I recommend that, unless you want to control specific websites. Either way, you will need to allow Flash to run in order to record on the Connect website!

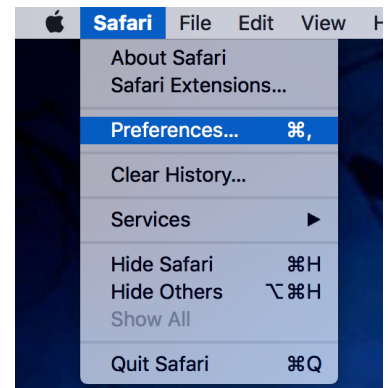


5) To be sure, you should quit and relaunch Chrome, and then the RECORD buttons should now work correctly! If this works, please let me know, and if it doesn’t work, please let me know as well!

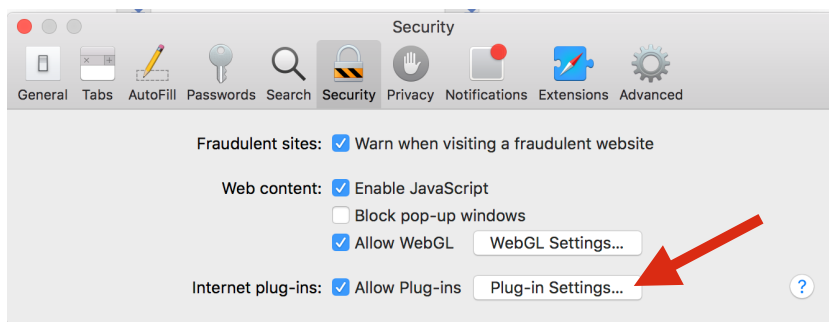
If you're using SAFARI, the process is similar. The only difference is that you will FIRST want to be on a page where the buttons don't work. In Safari:

1) First, go to one of the Connect exercises where the "RECORD" buttons do NOT work for you. In German 1, you can start "Aufgabe 3" or "Speaking Practice Week 1", both of those have RECORD buttons. In German 2, you can start "Sprechübungen Woche 1" to find a RECORD button.

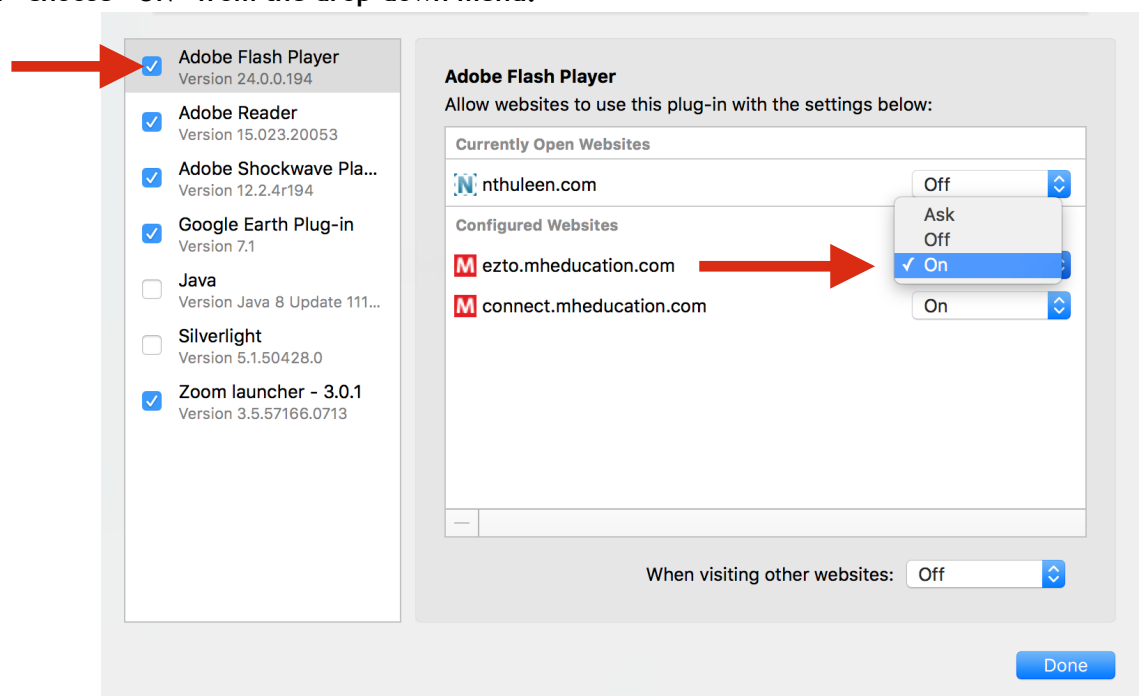
2) While on the Connect page, open "PREFERENCES" from the Safari menu bar:



3) Under the "SECURITY" tab, click the "PLUG-IN SETTING" box for options:



4) You will need to make sure that the checkbox next to "ADOBE FLASH PLAYER" is ON. Once that checkbox is enabled, you will be able to choose to allow Flash player on the Connect website. For the website "ezto.mheducation.com" choose "ON" from the drop-down menu.



5) To be sure, you should quit and relaunch Safari, and then the RECORD buttons should now work correctly! If this works, please let me know, and if it doesn't work, please let me know as well!